


						
	Small	Medium	Large	Petite Wide	Medium	Large
	SR-358S ^{7,10}	SR-358M ^{4,7,10}	SR-358L ^{4,7,10}	SR-525PW ^{4,10}	SR-525M ^{4,10}	SR-525L ^{4,10}
	3-Position Chaise Lounger 5'3" - 6'0"	3-Position Chaise Lounger 5'4"- 6'0"	3-Position Chaise Lounger 5'9"- 6'2"	Infinite-Position Zero gravity Trendelenburg Chaise Lounger 5'2" & Below	Infinite-Position Zero gravity Trendelenburg Chaise Lounger 5'4"- 6'0"	Infinite-Position Zero gravity Trendelenburg Chaise Lounger 5'9"- 6'2"
Weight Capacity	375 lbs.	375 lbs.	375 lbs.	375 lbs.	375 lbs.	375 lbs.
Seat-to-Floor	19"	20"	21"	19"	20"	21"
Seat Depth	19"	20"	22"	19"	20"	22"
Seat Width	18"	20"	22"	24"	20"	22"
Top of Back to Seat	24"	24.5"	25.5"	25.5"	26.5"	27.5"
Back Style	Blown Fiber Button Back	Blown Fiber Button Back	Blown Fiber Button Back	Blown Fiber Split Back	Blown Fiber Split Back	Blown Fiber Split Back
Fully Padded Chaise	Yes	Yes	Yes	Yes	Yes	Yes
Heat & Massage Option	No	No	No	No	No	No
Total Comfort Seating	Yes	Yes	Yes	No	No	No
Distance From Wall	17"	17"	17.5"	28"	29"	30"
Overall Chair Width	35"	35"	37"	38"	33"	35"
Chair Weight	118 lbs.	117 lbs.	120 lbs.	130 lbs.	126 lbs.	128 lbs.
Warranty	7-Year Prorated	7-Year Prorated	7-Year Prorated	7-Year Prorated	7-Year Prorated	7-Year Prorated

								
	Medium	Medium	Medium	Small	Medium	Medium Wide	Large Tall	Medium
	LC-421 ^{4,7,8}	LC-450 ^{4,7,8}	LC-465 ^{5,7}	LC-470S ^{7,8}	LC-470M ^{4,5,7,8}	LC-470W ^{4,5,7,8}	LC-470LT ^{4,5,7,8}	LC-485 ^{4,5,7,8}
	3-Position Chaise Lounger 5'4"- 6'0"	3-Position Chaise Lounger 5'4"- 6'0"	3-Position Chaise Lounger 5'4"- 6'0"	3-Position Chaise Lounger 5'3" & Below	3-Position Chaise Lounger 5'4"- 6'0"	3-Position Chaise Lounger 5'4"- 6'0"	3-Position Chaise Lounger 6'1"- 6'6"	3-Position Chaise Lounger 5'5"- 6'0"
Weight Capacity	375 lbs.	375 lbs.	375 lbs.	375 lbs.	375 lbs.	375 lbs.	375 lbs.	375 lbs.
Seat-to-Floor	19"	20"	20"	19"	20"	20"	21"	20"
Seat Depth	20"	20"	20"	19"	20"	20"	22"	20"
Seat Width	21"	20"	20"	19"	20"	24"	22"	20"
Top of Back to Seat	27"	27"	24.5"	24.5"	26.5"	26.5"	31"	26"
Back Style	Blown Fiber Split Back	Blown Fiber Split Back	Blown Fiber Pillow Back	Blown Fiber Pillow Back	Blown Fiber Waterfall Back	Blown Fiber Waterfall Back	Blown Fiber Waterfall Back	Blown Fiber Biscuit Back
Fully Padded Chaise	Yes	Yes	Yes	Yes	Yes	Yes	Yes	Yes
Heat & Massage Option	Yes	Yes	Yes	Yes	Yes	Yes	Yes	Yes
Total Comfort Seating	No	Yes	Yes	Yes	Yes	Yes	Yes	Yes
Distance From Wall	19"	17"	17"	16.5"	19"	19"	24"	18"
Overall Chair Width	38"	38"	36"	35"	36"	40"	41"	36"
Chair Weight	119 lbs.	119 lbs.	113 lbs.	110 lbs.	113 lbs.	117 lbs.	114 lbs.	120 lbs.
Warranty	7-Year Prorated	7-Year Prorated	7-Year Prorated	7-Year Prorated	7-Year Prorated	7-Year Prorated	7-Year Prorated	7-Year Prorated

					
	Medium	Medium	Medium	Medium	Medium
	LC-205 ¹¹	LC-215	LC-220	LC-225	LC-250 ⁹
	3-Position Chaise Lounger 5'4"- 6'0"	3-Position Chaise Lounger 5'2"- 5'10"	2-Position Chaise Lounger 5'4"- 6'0"	3-Position Chaise Lounger 5'4"- 6'0"	3-Position Chaise Lounger 5'4"- 6'0"
Weight Capacity	375 lbs.	325 lbs.	375 lbs.	375 lbs.	375 lbs.
Seat-to-Floor	19"	20"	20"	19"	20"
Seat Depth	20"	20"	20"	20"	20"
Seat Width	20"	20"	20"	20"	20"
Top of Back to Seat	25"	27"	24.5"	26"	26"
Back Style	Blown Fiber Sewn Pillow Back	Blown Fiber Button Back	Blown Fiber Sewn Pillow Back	Blown Fiber Split Back	Blown Fiber Split Back
Fully Padded Chaise	Yes	No	No	Yes	Yes
Heat & Massage Option	No	No	Yes	Yes	Yes
Total Comfort Seating	Yes	No	No	Yes	Yes
Distance From Wall	18"	18"	11"	17"	18"
Overall Chair Width	33"	33.5"	32.5"	33"	34"
Chair Weight	107 lbs.	119 lbs.	114 lbs.	111 lbs.	118 lbs.
Warranty	2-Year Limited	2-Year Limited	2-Year Limited	2-Year Limited	2-Year Limited

								
	Medium	Petite Wide	Medium	Large	Medium	Large	Medium	Large
	LC-521 ¹¹	LC-525PW ^{4,9}	LC-525M ^{4,9}	LC-525L ^{4,9}	LC-576M ^{4,9}	LC-576L ^{4,9}	LC-580M ^{4,9,12}	LC-580L ^{4,9,12}
	Infinite-Position Chaise Lounger 5'4"- 6'0"	Infinite-Position Zero gravity Trendelenburg Chaise Lounger 5'2" & Below	Infinite-Position Zero gravity Trendelenburg Chaise Lounger 5'4"- 6'0"	Infinite-Position Zero gravity Trendelenburg Chaise Lounger 5'9"- 6'2"	Infinite-Position Zero gravity Trendelenburg Chaise Lounger 5'4"- 6'0"	Infinite-Position Zero gravity Trendelenburg Chaise Lounger 5'11"- 6'4"	Infinite-Position Zero gravity Trendelenburg Chaise Lounger 5'4"- 6'0"	Infinite-Position Zero gravity Trendelenburg Chaise Lounger 5'9"- 6'2"
Weight Capacity	325 lbs.	375 lbs.	375 lbs.	375 lbs.	375 lbs.	375 lbs.	375 lbs.	375 lbs.
Seat-to-Floor	19"	19"	20"	21"	20"	21"	20"	21"
Seat Depth	20"	19"	20"	22"	20"	22"	20"	22"
Seat Width	20"	24"	20"	22"	20"	22"	20"	22"
Top of Back to Seat	26"	25.5"	26.5"	27.5"	26.5"	27.5"	27.5"	28"
Back Style	Blown Fiber Pillow Back	Blown Fiber Split Back	Blown Fiber Split Back	Blown Fiber Split Back	Blown Fiber Waterfall Back	Blown Fiber Waterfall Back	Blown Fiber Biscuit Back	Blown Fiber Biscuit Back
Fully Padded Chaise	Yes	Yes	Yes	Yes	Yes	Yes	Yes	Yes
Heat & Massage Option	No	Yes	Yes	Yes	Yes	Yes	Yes	Yes
Total Comfort Seating	No	No	No	No	No	No	No	No
Distance From Wall	23"	28"	29"	30"	29"	30"	29"	30"
Overall Chair Width	33"	38"	33"	35"	33"	35"	37"	39"
Chair Weight	116 lbs.	130 lbs.	126 lbs.	128 lbs.	126 lbs.	128 lbs.	130 lbs.	132 lbs.
Warranty	7-Year Prorated	7-Year Prorated	7-Year Prorated	7-Year Prorated	7-Year Prorated	7-Year Prorated	7-Year Prorated	7-Year Prorated

						
	Petite Wide	Small	Medium	Large	Heavy-duty	Very Heavy-duty
	LC-358PW ^{4,5,7,8}	LC-358S ^{5,7,8}	LC-358M ^{4,5,7,8}	LC-358L ^{4,5,7,8}	LC-358XL ^{1,6}	LC-358XXL ^{1,6}
	3-Position Chaise Lounger 5'3" & Below	3-Position Chaise Lounger 5'3" & Below	3-Position Chaise Lounger 5'4"- 6'0"	3-Position Chaise Lounger 5'9"- 6'2"	3-Position Chaise Lounger 5'6"- 6'1"	2-Position Chaise Lounger 5'6"- 6'1"
Weight Capacity	375 lbs.	375 lbs.	375 lbs.	375 lbs.	500 lbs.	600 lbs.
Seat-to-Floor	19"	19"	20"	21"	20"	20"
Seat Depth	19"	19"	20"	22"	22"	22"
Seat Width	24"	18"	20"	22"	26"	30"
Top of Back to Seat	23.5"	24"	24.5"	25.5"	29"	29"
Back Style	Blown Fiber Button Back	Blown Fiber Button Back	Blown Fiber Button Back	Blown Fiber Button Back	Blown Fiber Button Back	Blown Fiber Button Back
Fully Padded Chaise	Yes	Yes	Yes	Yes	Yes	Yes
Heat & Massage Option	Yes	Yes	Yes	Yes	Yes	Yes
Total Comfort Seating	Yes	Yes	Yes	Yes	No	No
Distance From Wall	17"	17"	17"	17.5"	18"	10"
Overall Chair Width	39"	35"	35"	37"	39.5"	43"
Chair Weight	118 lbs.	118 lbs.	117 lbs.	120 lbs.	159 lbs.	168 lbs.
Warranty	7-Year Prorated	7-Year Prorated	7-Year Prorated	7-Year Prorated	7-Year Prorated	7-Year Prorated

			
	Medium	Medium	Medium
	LC-105	LC-110 ¹¹	LC-158 ¹¹
	3-Position Chaise Lounger 5'2"- 5'10"	2-Position Chaise Lounger 5'2"- 5'10"	3-Position Chaise Lounger 5'2"- 5'10"
Weight Capacity	325 lbs.	325 lbs.	325 lbs.
Seat-to-Floor	18"	20"	18"
Seat Depth	19"	20"	20"
Seat Width	20"	20"	20"
Top of Back to Seat	27.5"	25"	25"
Back Style	Sewn Pillow Back	Blown Fiber Button Back	Blown Fiber Button Back
Fully Padded Chaise	Yes	No	Yes
Heat & Massage Option	No	No	No
Total Comfort Seating	No	No	Yes
Distance From Wall	18"	12"	20"
Overall Chair Width	32.75"	33.5"	33"
Chair Weight	96 lbs.	110 lbs.	102 lbs.
Warranty	1-Year Limited	1-Year Limited	1-Year Limited

LIFT CHAIR POSITION GUIDE

								
2-Position	✓	✓	✓	✗	✗	✗	✗	✗
3-Position	✓	✓	✓	✓	✗	✗	✗	✗
Infinite Position	✓	✓	✓	✓	✓	✓	✗	✗
Zero Gravity	✓	✓	✓	✓	✓	✓	✓	✓

A 2-position is a TV recline.

A 3-position is a full recline.


An infinite-position is a sleep recline.

A Trendelenburg position elevates feet higher than the head.

A Zero gravity positions thighs and lower legs higher than torso

Note: All lift chairs are shipped in an impact-resistant, reinforced, corrugated box.

The information contained herein is correct at the time of publication; we reserve the right to alter specifications without prior notice.



AMERICA'S #1 LIFT CHAIR BRAND

END-TO-END

All lift chairs have head and arm covers standard, except on the LC-105.

All lift chairs have Engineered Furniture Grade Laminate/ Hardwood Frame.

All lift chairs have a Lifetime Limited warranty on lift mechanism, shell and recline mechanism (except 358XXL).

All lift chairs have integrated emergency battery backup.²

All lift chairs can have fiber fill added or removed for custom comfort adjustment.

Transformer features self-diagnostic electronics with 9' cord.



Specialty COLLECTION

800 SERIES



Medium
LC-805 ⁹
2-Position Chaise Lounger Wall Hugger 5'4"- 6'0"

Weight Capacity	300 lbs.
Seat-to-Floor	19"
Seat Depth	21"
Seat Width	20"
Top of Back to Seat	27"
Back Style	Blown Fiber Sewn Split Back
Fully Padded Chaise	Yes
Heat & Massage Option	Yes
Total Comfort Seating	Yes
Distance From Wall	4"
Overall Chair Width	35"
Chair Weight	118 lbs.
Warranty	2-Year Limited

AVAILABLE FABRICS

DURASOFT FABRICS 300 SERIES, 400 SERIES, 500 SERIES, 800 SERIES AND SERENITY COLLECTION

CLOUD 9 FABRICS

CLOUD 9 OPTIONAL FABRICS

LEXIS FABRICS

OPTIONAL FABRICS


PADDED-SUEDE

ULTRAFABRICS® ULTRALEATHER™ COLORS NOT AVAILABLE ON THE ESSENTIAL OR CLASSIC COLLECTION

CRYPTON® SUPER FABRICS - SMART SUEDE³

OPTIONAL MESA FABRICS

LC-105 FABRIC SELECTION MICRO-SUEDE

 Look for the Quick Ship Indicator for the shortest lead times available.

FIRST Up TECHNOLOGY
50% Faster LIFT SPEED

Pride Mobility Products Corp.
— LIVE YOUR BEST —
pridemobility.com
prideliftchairs.com

LC-END-11-11-15